



National Wool Declaration Test Data - Auction Data

Thursday, 11 December, 2025



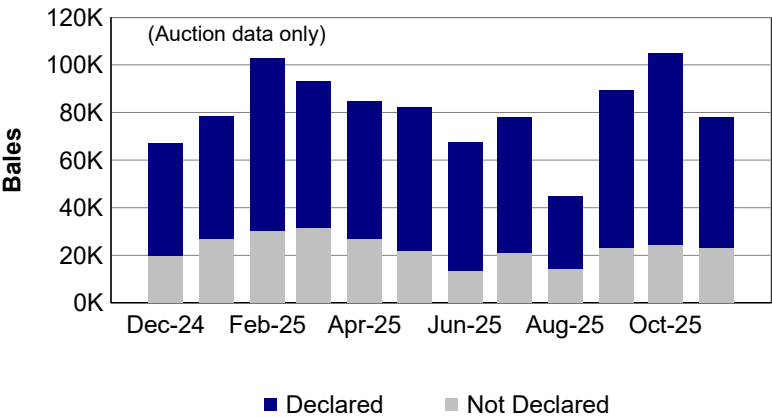
"Auction" statistics are supplied by AWEX and have been subject to the NWD-Integrity Program validation process (first-hand offered wool, P/D certificates only).

"Tested" statistics are supplied by AWTA, P/D certificate only.

Note that there may be a timing delay between when wool is tested (AWTA) & when wool is offered at auction (AWEX).

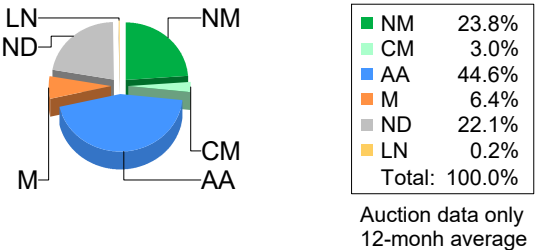
1. Current statistics by bales

	Tested		Auction	
November		125,586		101,223
2025/26 Y.T.D.		569,575		500,874



2. Mulesing status by bales

		Tested		Auction	
2025/26 Y.T.D.	NM	140,757	24.7%	116,920	23.3%
	CM	19,481	3.4%	17,606	3.5%
	AA	252,343	44.3%	230,279	46.0%
	M	35,356	6.2%	30,617	6.1%
	ND	121,638	21.4%	105,452	21.1%
Total		569,575	100%	500,874	100%



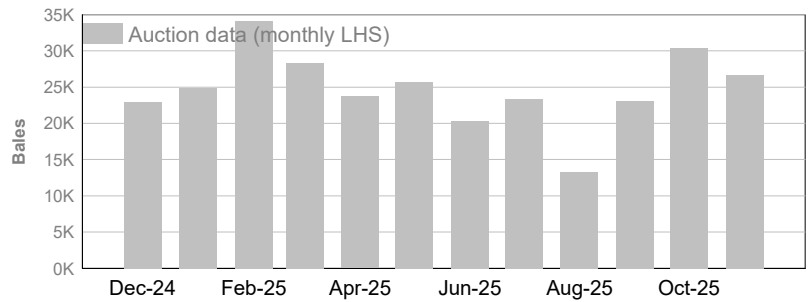
Australian Wool Exchange Limited

PO Box 651 North Ryde BC 2113 www.awex.com.au t. (+61 2) 9428 6100
Unit 12A, 2 Eden Park Drive Macquarie Park NSW 2113 abn. 35 061 495 565 f. (+61 2) 9428 6120

3. Mulesing status by month (bales)

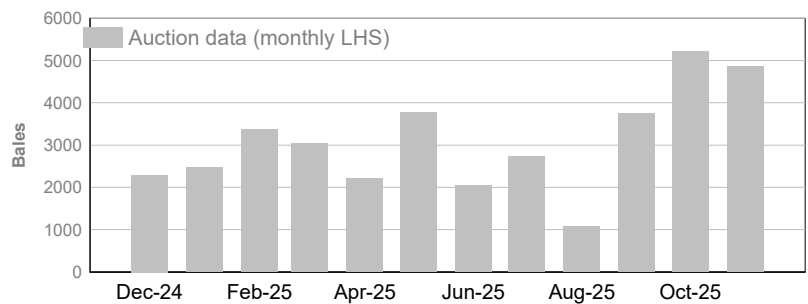
NM (Non Mulesed)

November	Tested	Auction
	34,796	26,707
2025/26 Y.T.D.	Tested	Auction
	140,757	116,920



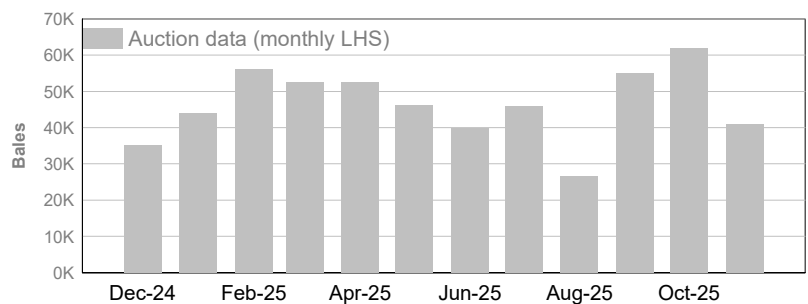
CM (Ceased Mulesed)

November	Tested	Auction
	5,237	4,855
2025/26 Y.T.D.	Tested	Auction
	19,481	17,606



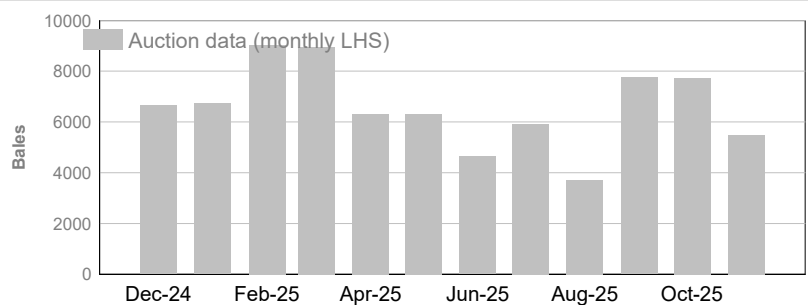
AA (Analgesic/Anaesthetic)

November	Tested	Auction
	52,135	41,072
2025/26 Y.T.D.	Tested	Auction
	252,343	230,279



M (Mulesed)

November	Tested	Auction
	6,134	5,480
2025/26 Y.T.D.	Tested	Auction
	35,356	30,617



ND (Not Declared)

November	Tested	Auction
	27,248	23,104
2025/26 Y.T.D.	Tested	Auction
	121,638	105,452

