



# National Wool Declaration Test Data - Auction Data

Thursday, 11 December, 2025



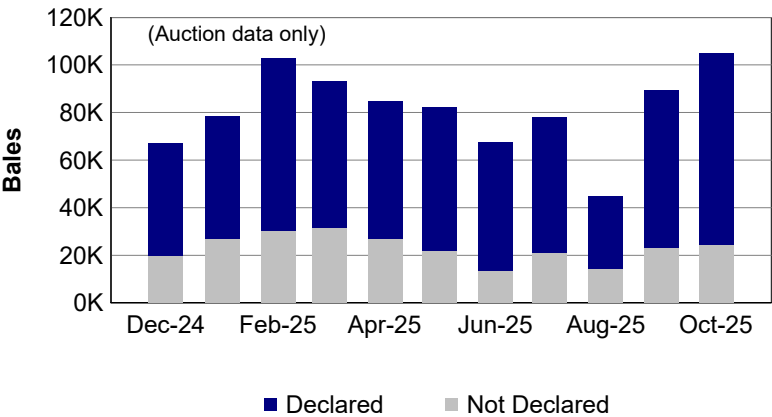
**"Auction"** statistics are supplied by AWEX and have been subject to the NWD-Integrity Program validation process (first-hand offered wool, P/D certificates only).

**"Tested"** statistics are supplied by AWTA, P/D certificate only.

Note that there may be a timing delay between when wool is tested (AWTA) & when wool is offered at auction (AWEX).

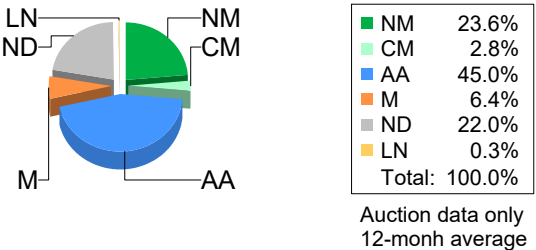
## 1. Current statistics by bales

	Tested		Auction	
October		170,589		129,447
2025/26 Y.T.D.		444,025		399,656



## 2. Mulesing status by bales

		Tested		Auction	
2025/26 Y.T.D.	NM	105,961	23.9%	90,213	22.6%
	CM	14,244	3.2%	12,751	3.2%
	AA	200,208	45.1%	189,207	47.3%
	M	29,222	6.6%	25,137	6.3%
	ND	94,390	21.3%	82,348	20.6%
Total		444,025	100%	399,656	100%



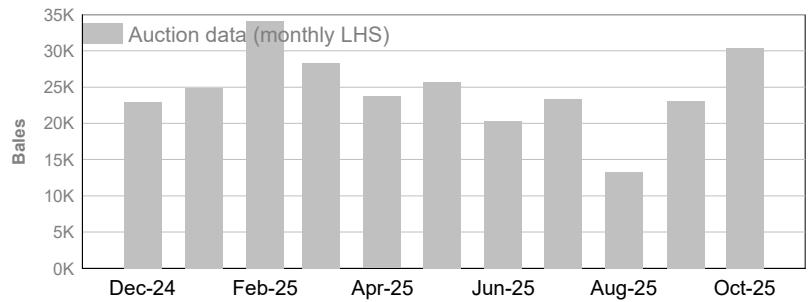
Australian Wool Exchange Limited

PO Box 651 North Ryde BC 2113 [www.awex.com.au](http://www.awex.com.au) t. (+61 2) 9428 6100  
Unit 12A, 2 Eden Park Drive Macquarie Park NSW 2113 abn. 35 061 495 565 f. (+61 2) 9428 6120

## 3. Mulesing status by month (bales)

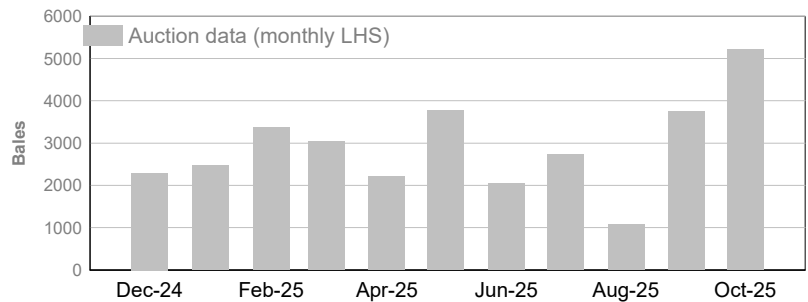
### NM (Non Mulesed)

	Tested	Auction
October	40,435	30,404
2025/26 Y.T.D.	105,961	90,213



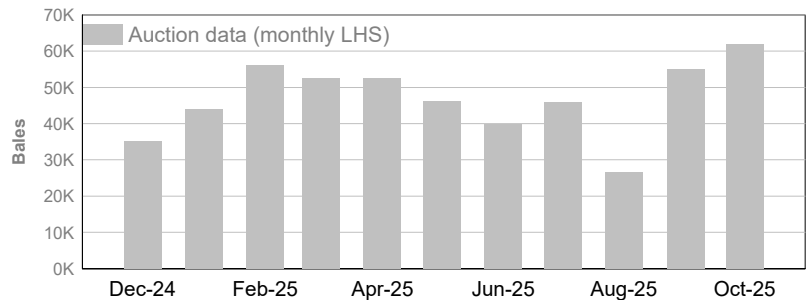
### CM (Ceased Mulesed)

	Tested	Auction
October	6,524	5,200
2025/26 Y.T.D.	14,244	12,751



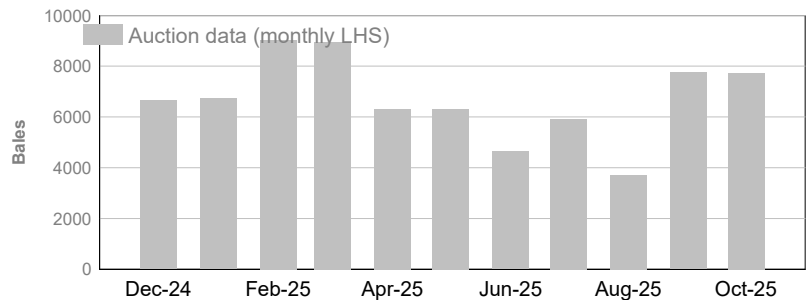
### AA (Analgesic/Anaesthetic)

	Tested	Auction
October	75,620	61,761
2025/26 Y.T.D.	200,208	189,207



### M (Mulesed)

	Tested	Auction
October	10,246	7,740
2025/26 Y.T.D.	29,222	25,137



### ND (Not Declared)

	Tested	Auction
October	37,650	24,324
2025/26 Y.T.D.	94,390	82,348

